

# FLYING SAUCERS

**Radio Shack®**

**TRS-80**

**MICRO  
COMPUTER  
SYSTEM**

**G  
A  
M  
E  
S**

26-1905

CUSTOM MANUFACTURED IN U.S.A. BY RADIO SHACK  A DIVISION OF TANDY CORPORATION



# Flying Saucers

*Flying Saucers Program:*  
© 1979 Robert Arnstein  
*Licensed to Tandy Corporation.*  
*All Right's Reserved.*

*Flying Saucers Program Manual:*  
© 1979, 1981 Tandy Corporation  
*All Rights Reserved.*

Reproduction or use, without express written permission from Tandy Corporation, or any portion of this manual is prohibited. While reasonable efforts have been taken in the preparation of this manual to assure its accuracy, Tandy Corporation assumes no liability resulting from any errors or omissions in this manual, or from the use of the information obtained herein.

Please refer to the Software License on the back cover of this manual for limitations on use and reproduction of this Software package.

10 9 8 7 6 5 4 3 2 1

## Loading Instructions

Flying Saucers is written in Machine Language, and the asterisks will flash at a much slower rate than normal. If you have a Model I, Level II Disk System, or a Model III Disk System, this program will not load into Disk Basic. You must use Model I BASIC 2 or Model III BASIC to load this program. Follow the instructions for Level II as shown below:

### Level I:

1. Place the tape in the Cassette Recorder, and press "Play."
2. Model I Users: Type `C L .` and press `ENTER`. Model III Users: Type `C L O A D` and press `ENTER`.
3. When the program is loaded into the TRS-80, it will start playing automatically.

### Level II: (Disk System Users Must Use Level II)



1. Place the tape in the Cassette Recorder and press "Play."
2. Model III Users Only: When CASS? appears, type [L].
3. When MEMORY SIZE? appears, press `ENTER`.
4. When READY\_ appears, type `S Y S T E M` and press `ENTER`.
5. Screen will show: \*?\_, Type `S A U C E R` and press `ENTER`.
6. When •?\_ appears again, type `/` and press `ENTER`.

## Introduction



It is now sometime in the not too distant future. Technology has advanced to the point where every nation has a bunch of satellites up in the sky to check on every other nation. The sky is so crowded with spy satellites, plane travel is limited to every other Wednesday. Because of your excellent marksmanship, and keen reflexes, you have been chosen to rid the skies of these spy saucers.



There are three types of saucers:

- The large saucers are worth 10 points each, and appear regularly.
- The small saucers are worth 20 points each, and are much faster than the large saucers.
- Every so often, a super saucer comes along. If you hit it, it will destroy all the other saucers on the screen. It is worth the total points of all saucers on the screen.

You have two aiming controls  aims the cannon to the left, and the  key aims the cannon to the right. Use any key to fire the cannon, including the 'space bar'. The aiming keys can also change the direction of the missile AFTER the missile has left the cannon.

Two points are deducted for every shot you miss (missiles are very expensive). One point is deducted for every saucer that gets away.

To start, select a difficulty factor from 1 to 9 (hard to easy). A score of 400 (or better) earns extra game time. When the game is over, press  to restart the game. To restart a game, already in progress, press the  key.

Press the  key for the Demonstration mode. You can change the difficulty factor at any point during the game. To switch back to the game mode, press the  key.

## IMPORTANT NOTICE

ALL RADIO SHACK COMPUTER PROGRAMS ARE LICENSED ON AN "AS IS" BASIS WITHOUT WARRANTY.

Radio Shack shall have no liability or responsibility to customer or any other person or entity with respect to any liability, loss or damage caused or alleged to be caused directly or indirectly by computer equipment or programs sold by Radio Shack, including but not limited to any interruption of service, loss of business or anticipatory profits or consequential damages resulting from the use or operation of such computer or computer programs.

NOTE: Good data processing procedure dictates that the user test the program, run and test sample sets of data, and run the system in parallel with the system previously in use for a period of time adequate to insure that results of operation of the computer or program are satisfactory.

## RADIO SHACK SOFTWARE LICENSE

A. Radio Shack grants to CUSTOMER a non-exclusive, paid up license to use on CUSTOMER'S computer the Radio Shack computer software received. Title to the media on which the software is recorded (cassette and/or disk) or stored (ROM) is transferred to the CUSTOMER, but not title to the software.

B. In consideration for this license. CUSTOMER shall not reproduce copies of Radio Shack software except to reproduce the number of copies required for use on CUSTOMER'S computer (if the software allows a backup copy to be made), and shall include Radio Shack's copyright notice on all copies of software reproduced in whole or in part.

C. CUSTOMER may resell Radio Shack's system and applications software (modified or not, in whole or in part), provided CUSTOMER has purchased one copy of the software for each one resold. The provisions of this software License (paragraphs A, B, and C) shall also be applicable to third parties purchasing such software from CUSTOMER.

**RADIO SHACK**  **A DIVISION OF TANDY CORPORATION**

**U.S.A.: FORT WORTH, TEXAS 76102**

**CANADA: BARRIE, ONTARIO L4M 4W5**

---

### TANDY CORPORATION

---

#### AUSTRALIA

280-316 VICTORIA ROAD  
RYDALMERE, N.S.W. 2116

---

#### BELGIUM

PARC INDUSTRIEL DE NANINNE  
5140 NANINNE

---

#### U.K.

BILSTON ROAD WEDNESBURY  
WEST MIDLANDS WS10 7JN

**Printed in U.S.A.**